










Unit 4 Cinema REVIEW

Explain the purpose of an editor and director using multiple camera angles in a film.
(3 Points) Use detail and at least 2 examples from films.

Use the box as the frame to draw an example of each camera angle

Bird's Eye	Worms Eye	Establishing Shot
		
Full	Medium	Head Shot
		
Extreme Close Up	High Angle	Low Angle
		

What feeling can a low angle shot achieve?

What feeling can a high angle shot achieve

Give the abbreviation for each angle

_____	Establishing	_____	Full	_____	Medium
_____	Headshot	_____	Close Up	_____	Extreme Close Up
_____	High Angle	_____	Low Angle	_____	Bird's Eye View
_____	Worm's Eye				

Please do your best at drawing a storyboard using the camera angles to tell the story of a BOB THE BOX.



An establishing shot --warehouse of boxes



Mid shot: several stacked boxes
including BOB



Headshot of BOB the box



Full shot of warehouse worker



A close up of a character in the tornado
Midshot of worker loading BOB into truck



A final establishing shot showing Bob in
Establishing shot of BOB in a UPS truck.

HIGH NOON

Why did they film in black and white instead of color?

What did they use to help them plot out every key shot and camera movement and keep on a tight schedule?

Who was cast as the hero?

Why did they have to film the fight twice?

What is special about the train shot with the black smoke?

How many academy awards did this film win?

Fill in the following

Protagonist:

Antagonist:

Type of Conflict:

Film Genre:

Describe in detail the clock montage scene. What makes this scene effective?
(worth 5 points)